

iFace302

Multi-biometric Identification Time & Attendance and Access Control Terminal



iFace302 multi-biometric identification Time & Attendance and Access Control terminal adopts ZKTeco's latest platform with ZKFace algorithm and large capacity memory. With the upgraded hardware, it can now store up to 1200 face templates.

It integrates with 800MHz high speed ZK Multi-Bio processor and high definition infrared camera which enables user identification in the dark environment. Face and fingerprint multi-biometric identification methods make it more applicable. Multi-model communications consisting of RS232/485, TCP/IP and Wi-Fi/GPRS (optional) allow an extremely easy data management. Optional built-in 2000 mAh battery eliminates the trouble of power failure.

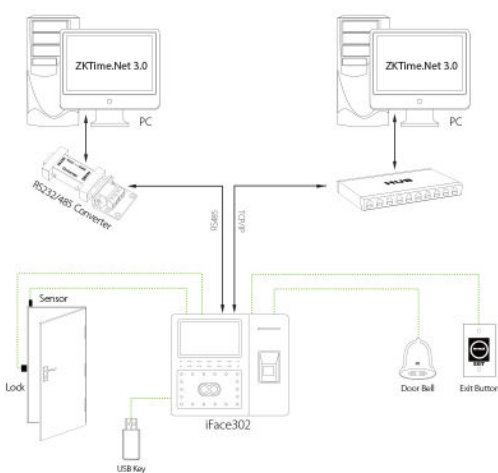
Features

- Identification methods include Face, Fingerprint/RFID/Password
- Elegant ergonomic design
- 4.3" TFT touch screen is user-friendly and very intuitive
- 6 user-defined function keys
- Contact relays for door access control (wires to door strike or 3rd party panel)
- Web server management software via IE browser.
- Optional extendable scheduled-bell
- Infra-red optical system enables user-identification in poorly lit environments
- Optional built-in battery backup provides approx 4 hours continuous operation
- Optional built-in wireless Wi-Fi or GPRS for wireless communication
- Built-in contacts for 3rd party electric lock, door sensor, alarm, exit button, or bell
- Wiegand Output for connections to 3rd party access control panels

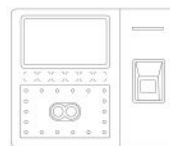
Specifications

Display	4.3" TFT Touch Screen
Face capacity	1200 (1:N)
Fingerprint capacity	2000
ID Card capacity	10,000
Logs capacity	100,000
Algorithm Version	ZKFaceVX 7.0 & ZKFinger VX10.0
2000mAh backup battery	Optional
Communication	TCP/IP, RS232/485
USB-HOST	Two USB-Host
Wireless Wi-Fi	Optional
Time attendance Standard functions	Automatic Status Switch, Self-Service Query, Work Code, T9 input, 9 digit user ID, DST, Photo-ID, Scheduled-bell
Access control interfaces for	3rd Party Electric Lock, Door Sensor, Exit Button
Wiegand Signal	Output
Optional functions	ID/Mifare Card, Extendable, GPRS, Wi-Fi, 3G, AMDS
Power supply	DC12V 3A
Verification Speed	≤2 sec
Operating temp	0 °C- 45 °C
Operating Humidity	20%-80%
Dimension(W×H×D)	193.6×146.8×111 mm
Gross Weight	1.49 kg

Configuration



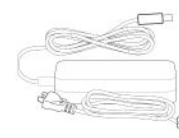
What's in the Box




iFace302



Back Plate



Power Adapter



Backup Battery(Optional)



Mounting Paper



Screws and Holders



Star-shape Screw Driver